

METAL COMPLEXES IN DRUG RESEARCH - A REVIEW

Gaurang Chudasama ^{*1}, Riddhi Maru¹, Pravin Rajgadhi¹

¹Department of Chemistry, Narmada College of Science and Commerce,

Bharuch- 392001, Gujarat, India

Abstract

All living organisms are required to go through specific metabolic processes, and metals play an important part in how these events take place. Complexes of transition metals are essential to the processes of catalysis, photochemistry, materials research, and natural biological systems. It is possible for medicinal inorganic chemists to make advantage of the unique properties of metal ions in order to develop groundbreaking medications. Minerals and the salts that they contain have been used by mankind for medicinal purposes for a very long time. With the advancement of inorganic chemistry, transition metal complexes are becoming increasingly important as therapeutic agents.. Recent advancements in inorganic chemistry have made it possible to create a wide variety of transition metal complexes with organic ligands that have medicinal applications. This research demonstrates how medical bioinorganic chemistry has recently improved, with unique ways for the creation and utilisation of metal-based drugs. Metals play an essential role, and this study demonstrates how sophisticated these approaches are.

Keywords-: Metal Complexes, Drug Research, Inorganic Chemistry.

1. INTRODUCTION

In biological systems, there are a great number of metals that are absolutely necessary. It is possible for metals to rapidly shed electrons, which results in the production of positive charges, which makes them soluble in biological fluids. Metals do their jobs in living beings when they are in this cationic condition. Metal ions, on the other hand, have a decrease in the number of electrons, in contrast to the majority of biological molecules, such as DNA and proteins, which contain an abundance of electrons. As a result of the attractive attraction that is generated by the comparison of their charges, metals have a natural tendency to attach themselves to and interact with biological molecules. A great many of the minuscule molecules and ions that are necessary for life, such as oxygen, have a strong attraction to metal ions, and the same idea applies to them as well. Given the immense potential for metal interactions in biology, it should not come as a surprise that evolution has incorporated a number of metals into essential biological processes. Metals

are responsible for a variety of functions, including the distribution of oxygen and electrons throughout the body. Haemoglobin, a protein that contains iron, is responsible for binding oxygen and transporting it to the various tissues throughout the body. In the cellular nucleus, Zn^{+2} and other metal ions provide the framework for the regulation of gene expression. Calcium is one of the minerals that can be found in bones, which are the support structure of the human body and are also formed of minerals. There is zinc as one of the natural components of insulin, which is a gas that is vital for managing the levels of sugar in the blood. Metals such as copper, zinc, iron, and manganese are used in the production of metalloenzymes, which are proteins that catalyse reactions. The presence of these metals makes it possible for a broad range of chemical reactions that are necessary for life to occur. In addition to the existing therapeutic use of metal complexes, it is recommended that more research be conducted on metal-mediated antibiotics, antivirals, antiparasitics, radio-sensitizing compounds, and anticancer chemicals. Despite this, the precise mechanisms by which they operate are often not entirely known. Over one thousand metal compounds from the tumor-screening database of the National Cancer Institute (NCI) were recently classified into four broad classes based on their putative action mechanisms. These four classes are as follows: those that prefer to bind to sulphahydryl groups, those that generate reactive oxygen species, and those that produce lipophilic ions. All of the research that has been done on potential anticancer medications has concentrated on those that have qualities that either inhibit angiogenesis or promote apoptosis. In the course of these examinations, both man-made and natural products are being studied, and they are often being investigated in conjunction with essential metal ions such as iron or copper. The fact that metal ions play such an important part in biological systems raises a lot of problems, one of which is whether or not it is feasible for drugs to include metal ions when they are present. Wondering about the therapeutic potential of chemicals that coordinate with one another? Is there a possible use for metal coordinates that would be beneficial?

1.1.Metal Complexes - An Emerging Tool in DrugDiscovery

There is a major function that transition metals play in the field of medical biochemistry. In recent years, there has been significant progress achieved in the use of transition metal complexes as medicines in the treatment of many human ailments. These illnesses include malignancies, lymphomas, infections, diabetes, inflammatory disorders, and neurological disorders. There are many different types of molecules that have a negative charge that

have the potential to interact with transition metals, which exhibit a broad array of oxidation states. This transition metal activity provided the impetus for the development of metal-based medications that have fascinating pharmacological uses and the ability to offer innovative therapeutic options. An update on the most recent advancements in the therapeutic use of transition metals was sought by doing a search on Medline to discover the most recent literature that was pertinent to the topic. Transition metals are composed of elements that are classified as belonging to the 'd' block of the periodic table, which is comprised of groups III–XII. The 'd' shells of their vehicles are now being filled. It is this characteristic of transition metals that serves as the foundation for coordinate complexes. A metal complex or coordinated compound is characterised by the presence of a central metal atom that is conjugated to a network of molecules or anions. The synthesis of metal conjugates was accomplished by a Danish scientist by the name of Sophus Jorgensen in the middle of the 1870s. An important turning point in the history of this field of research occurred in 1893 when Alfred Werner conducted research on a number of chemicals, some of which were cobalt, chlorine, and ammonia. The Noble Prize was bestowed to him in 1913 in recognition of his efforts.

2. LITERATURE REVIEW

Hariprasath, K., Deepthi, B., Babu, I. S., Venkatesh, P., Sharfudeen, S., & Soumya, V. (2010). As a result metal compounds used as new opportunities for the construction of structures that possess certain qualities have become available. One of the factors that has a role in the development and treatment of certain diseases is the manner in which inorganic compounds are broken down. The advancements that have been made in inorganic chemistry have made it possible to make better use of metal complexes as therapeutic agents. Both metal complexes and non-metals are distinct from one another in terms of the way in which they influence living organisms. When they are in functioning, these complexes exhibit a great deal of variability. Through the use of metal coordination, it is possible to enhance the bioactivity of molecules that are physiologically active. Metal complexes offer a variety of applications in biological systems, which are taken into consideration in this research.

Bonaccorso, C., Marzo, T., & La Mendola, D. (2019). The bulk of therapeutic drugs are based on organic molecules; nevertheless, a number of research initiatives have been initiated to develop metal-based remedies for different human disorders. These efforts have been motivated by the successful use of cisplatin in the treatment of cancer and auranofin

in the treatment of rheumatoid arthritis. In recent years, sulphur donor ligands and nitrogen donor ligands, which are distinguished by their unique binding patterns, have emerged as a significant focal point of study in the field of coordination chemistry. A significant amount of information on the nitrogen-sulfur compounds known as thiocarbohydrazones (TCH) and their metal complexes is not understood. In comparison to the well-known thiosemicarbazones (TSC), TCH are the higher homologues of TSC. The extra hydrazine moiety is responsible for providing the ligands with a wide range of structural variations, metal binding modes that may be modified, and the possibility of biological uses. The fascinating coordination chemistry of TCH has a limited number of examples of asymmetric ligands. On the other hand, symmetric derivatives are simple to synthesise. This instructive perspective on TCHs and their metal complexes will be of great assistance in the process of working towards the improvement of the design of metal-based medications for applications ranging from anticancer therapy to antinfective treatment.

Divya, K., Pinto, G. M., & Pinto, A. F. (2017). The process of condensing carbonyl groups onto extraordinary structure and stability. The closeness of these transition metal complexes to naturally occurring proteins and enzymes, in addition to their function as biomimetic model molecules, has resulted in a significant amount of attention being paid to them. The pharmaceutical business places a significant amount of importance on these substances because of the wide variety of biological effects that they may perform. When it comes to biological activities, the majority of them have features that are anti-inflammatory, antiproliferative, anticancer, antitumor, antifungal, and antitumor. Additionally, they have antitumor properties. comprehensive review of Schiff base metal complexes is presented, including topics such as their relevance, breadth, and antibacterial activity.

Ndagi, U., Mhlongo, N., & Soliman, M. E. (2017). In the past, when widely use of metal-based compounds for medicinal reasons, one of the most significant challenges that arose was the difficulty in distinguishing which levels were beneficial and which were harmful. During the however, advancement in this field has been hampered. In contrast, there has been a recent uptick in the number of structural information-based attempts that are being made to improve and manufacture nonclassical platinum complexes and other metal-based compounds that have modes of action that are distinct from those of currently available medicines such as cisplatin. This is consistent with the fact that a significant number of metal-based compounds have been developed by either totally reworking the chemical structure by replacing ligands or by reworking the structure of the medication itself in

order to enhance its cytotoxic profile and decrease the risk of adverse effects. As a result of the increased interest in the therapeutic potential of metal-based complexes, some of these drugs are already in the process of entering clinical trials, while the majority of them are now waiting for certification from the ethical community. With a particular focus on recently developed complexes. Despite our continued optimism about the concept of selective targeting as a possible future pathway for the development of medicines that might selectively target cancer cells while avoiding harm to healthy cells, we continue to be optimistic about the possibility of selective targeting.

3. PROPERTIES OF METAL COMPLEXES AND METAL-BASED COMPOUNDS

The three-dimensional coordination capabilities of metal complexes and metal-based compounds with ligands provide the functionalization of groups that may be customised to selected molecular targets. This makes it feasible for groups to be functionalized.

1. The presence of positively charged metal ions in an aqueous solution is an example of charge variation (also known as charge variation). The modification of the charge may result in the production of a neutral, anionic, or cationic species, depending on the coordination environment that is already present. The fact that they form ions with a positive charge when they are dissolved in water is an important fact. These ions have the potential to attach themselves to molecules in living beings that have a negative charge.
2. Consolidation and Organisation: Because there is such a wide range of coordination geometries that may be aggregated, metal complexes can take on a wide variety of morphologies. The length of bonds, bond angles, and coordination sites are all influenced by the oxidation states of metals. In addition to this, there is a wide variety of coordination numbers and geometries that may be given to metal-based complexes by structural alteration to various molecular species. This is a potentially very useful capability.
3. The Interaction Between Metals and Ligands Despite the fact that there are several forms of interactions between metals and ligands, the majority of the time, each of these interactions leads in the formation of a complex that is unique from the ligand or metal on its own. The kinetic and thermodynamic properties of metal-ligand interactions have an impact on the processes that involve ligand exchange. As a result of the reactivity of metals in these processes, several opportunities for their

utilisation in the coordination and interaction of biological molecules have become available.

4. The Constituents of Lewis Acid: The majority of metal ions possess a high electron affinity, which enables them to hydrolyze coordinated groups by polarising them.
5. Fifthly, redox activity: oxidation and reduction processes are regular occurrences for many transition metals over the course of their chemical reactions. The oxidation states of the metals are taken into consideration throughout the design process of the coordination complex. In the process of biological redox catalysis, metal ions often play functions that include activating coordinated substrates and engaging in redox-active regions for the purpose of charge accumulation.

4. METALS IN MEDICINE

Medications that include metals are useful for a variety of medical purposes, such as diagnosis and therapy. Use of Metals A. Platinum: Compounds derived from platinum have a selective effect on tumours of the head and neck. Researchers believe that these complexes cross-link DNA in tumour cells. B. Gold: For RA, gold salt complexes have shown promise. According to popular belief, immune cells absorb the gold salts via albumin-protein interactions, which in turn cause cell death due to anti-mitochondrial effects. Lithium, namely Li_2CO_3 , has potential as a preventative measure against manic-depressive episodes. Topical use of zinc speeds the healing of wounds (D. Zinc). Zinc ions have anti-herpes potential. E. Silver: People who have suffered burns have been known to use silver to stop infections from spreading. F. Gold, Silver, and Copper: Phosphine ligand molecules with anti-cancer effects include gold, silver, and copper. Lanthanum carbonate, often known as G. Lanthanum, is a common industry term. Patients with chronic kidney disease often use fosrenol, a phosphate binder. Bismuth subsalicylate, the active ingredient in H. Bismuth, is an antacid. I. Platinum, Titanium, Vanadium, Iron: Research has shown that cis DDP (cisdiaminedichloroplatinum), titanium, vanadium, and iron may target cancer cells by reacting with their DNA. J. Barium: X-ray confirmation K. Manganese and gadolinium: MRI scanning Mercury (Mercury): A diuretic and antiseptic.

5. SOME IMPORTANT METAL-BASED DRUGS

Chemistry Involving Metal-Based Drugs

Immediately after the introduction of cisplatin into clinical practice, additional compounds that were quite similar to it were produced and tested. It has been shown that the anticancer effect of cancer drugs has been a topic of investigation for a considerable amount of time.

Despite the fact that some gold (III) complexes have shown potential anticancer effects, their inability to dissolve in water has long restricted their use in the medical field. In both laboratory and animal models, gold (III) complexes that are physiologically stable and have powerful anti-cancer properties have been found. According to the findings of the study, the compound of when tested in vitro. As is evident from Figure 1,

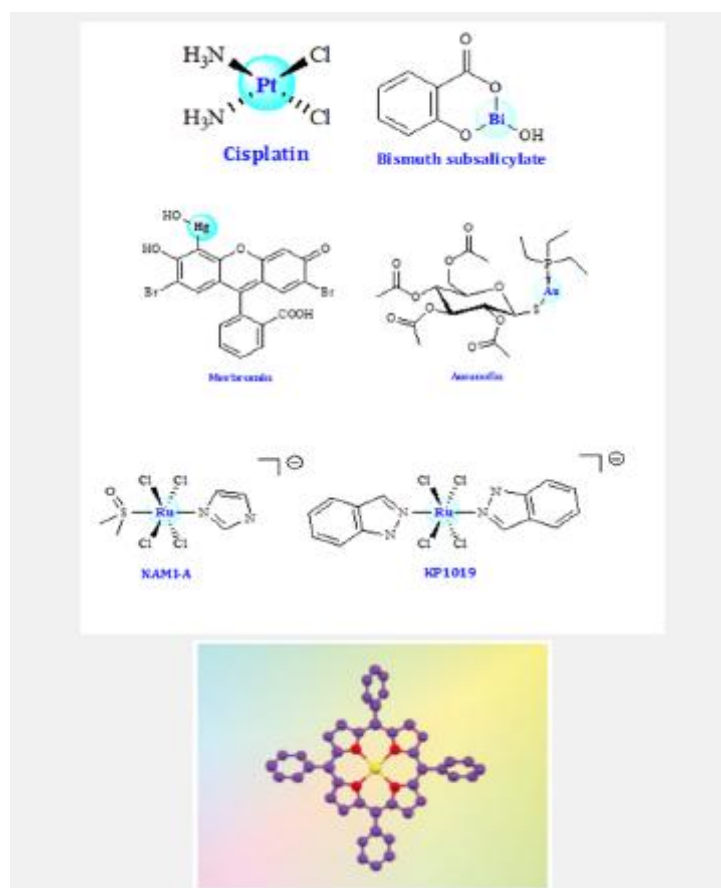


Figure 1: X-Ray crystal structure

Synthesis and assessment of many metal complexes as prospective treatments for type 1 and type 2 diabetes mellitus have been inspired by the painful injection of insulin and its deleterious effects. These metal complexes have been evaluated as viable remedies. There have been reports of chromium manganese, molybdenum copper, cobalt zinc, and vanadium ions having effects that are similar to or similar to those of insulin, both in vitro and in vivo. Vanadium, on the other (Figure 2).

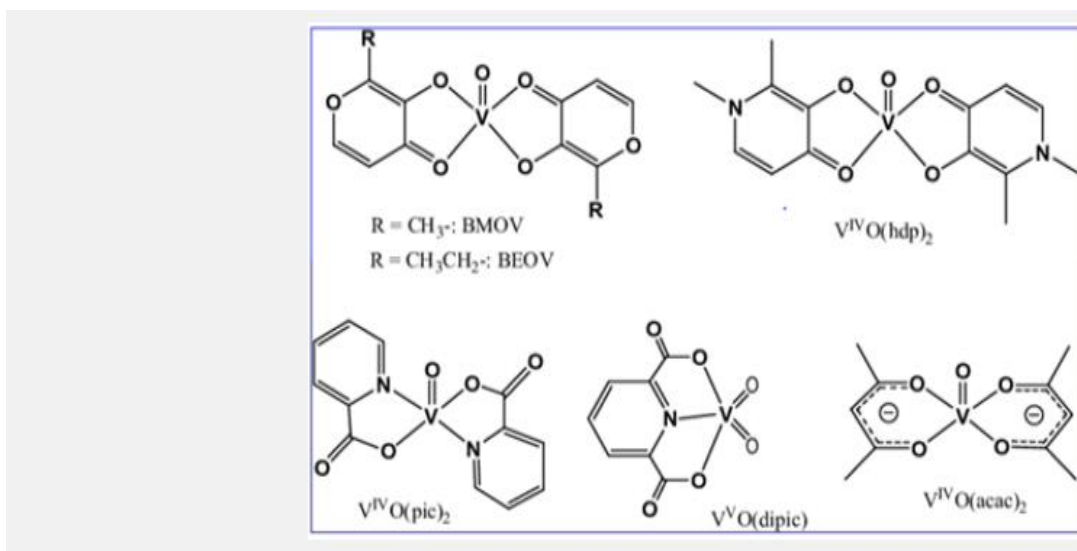


Figure 2: Structure of some insulin mimetic vanadium complexes

Because of the similarities between gallium (III) complexes and iron (III) ions in terms of gallium (III) complexes exhibit a distinctive level of activity in the therapy of cancer. Figure 3 depicts the organometallic gallium (III) compounds that were synthesised by Gomez-Ruiz and colleagues. These compounds had di- and tetra-nuclear configurations, and they included heterocyclic thiolato functional groups. The synthesis of these chemicals were shown to have a more effective anticancer impact than other compounds. There are millions of people all over the world who are affected with Alzheimer's disease (AD), which is a neurological condition that is currently believed to be incurable. A number of metal complexes that target amyloid β have shown fascinating physicochemical properties over the course of the last twenty years. These characteristics have led to optimistic expectations about the possibility of these complexes as anti-amyloid β drugs (Figure 4).

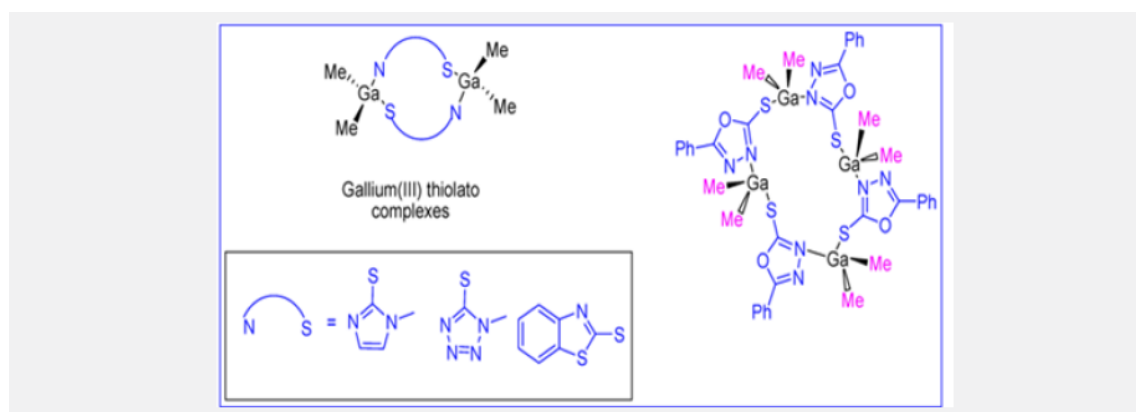


Figure 3: Heterocyclic thiolate polynuclear derivatives of gallium(III) with anticancer properties

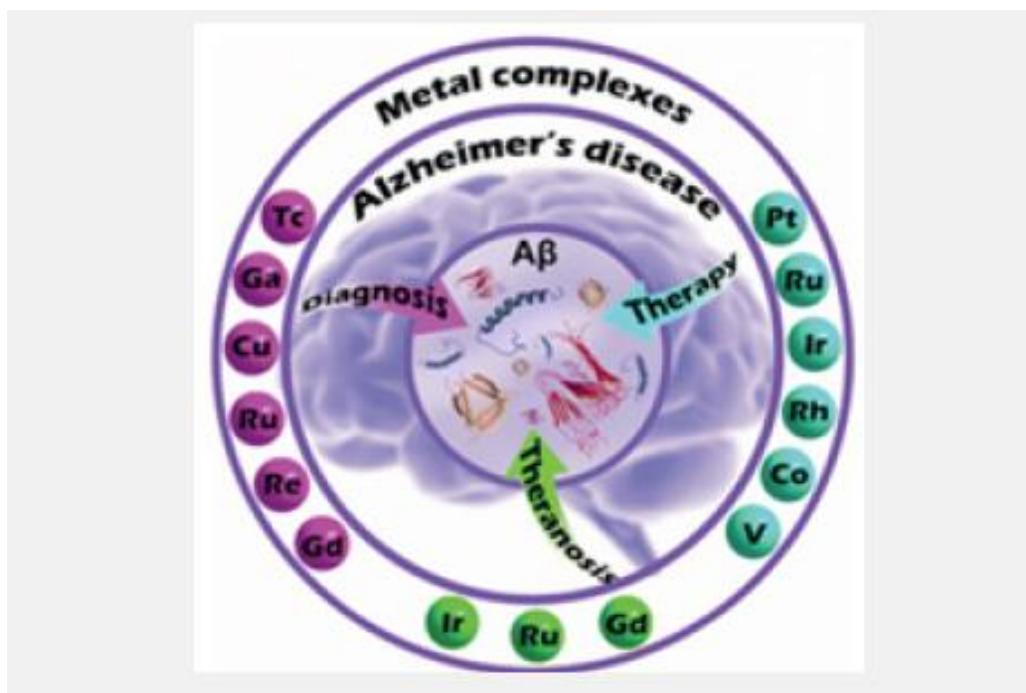


Figure 4: Possible use of metal complexes in Alzheimer's illness

The use of metal complexes as therapeutic agents has been the focus of a significant amount of further study over the years. In order to prevent infections in burn patients, silver is presently commonly utilised. As for zinc, it has been used to speed up the healing process since around 1500 B.C. According to the findings of several studies, osmium carbohydrate polymers could be able to assist ease the symptoms of arthritis. One example of the long history of employing zinc metal complexes used as antibacterial and antiviral medications to treat herpes, which may be caused by inhibiting the viral DNA polymerase. This is only one example of the use of transition metal complexes against viruses and bacteria. Patients suffering from AIDS have been treated with polyoxoanions that include early transition metals like tungsten by using these compounds. In the absence of treatment, a number of deficiency illnesses, especially those that include essential metal ions, have the potential to be fatal. Dietary supplements that include more than one metal ions have the potential to treat malnutrition either temporarily or over a prolonged period of time. It is estimated that over 2 billion people throughout the world are affected with iron deficiency, making it the most prevalent type of the ailment. A inherited metabolic imbalance (such as acrodermatitis enteropathica, Menkes disease, or another similar condition) may lead to metal deficiency anaemia. Gastric atrophy, chronic renal sickness, and other conditions can also cause this condition. Zinc supplements are very necessary for the life of those who suffer from acrodermatitis enteropathica, which is a metabolic disorder that is determined by autosomal recessive and has an impact on zinc consumption.

In a similar vein, disease Menkes is caused by a gene mutation that codes for Cu^{2+} transporting ATPase. This mutation, in turn, causes acute copper deficiency and the dysfunction of various enzymes that are dependent on copper. Treatment administered right away has the potential to avoid brain injuries.

6. METAL NANOPARTICLES USED IN MEDICAL

The use of nanotechnology has resulted in significant enhancements to pharmaceutical delivery systems, which in turn has led to a reduction in adverse effects. This is accomplished by directing the action of the medication to a specific location while sparing other tissues. The possibility of target the cancer cells selectively using nanoparticles while avoiding healthy cells has therefore been a driving force behind the development of metal-based cytotoxic treatments. The potential use of metal-based nanoparticles (NPs) in diagnostics and drug delivery systems have been investigated using a wide range of sizes and shapes. When it comes to metal-based nanoparticles, some of the most generally accessible options are titanium dioxide, iron oxide, nickel, gold, and silver. Metal-based nanoparticles would be an excellent choice for this application due to their great drug loading capacity and enormous surface area. A number of different types of NP-based optical imaging systems that are both very sensitive and extremely selective are now being investigated by researchers in an effort to improve the accuracy of cancer disease diagnosis. There is a considerable advantage that they provide in comparison to other agencies. Through the process of functionalizing cancer cells, the therapeutic and imaging agent may be delivered to tumour cells with pinpoint precision.

Metal nanoparticles, such as gold and silver, are used extensively in a variety of applications, including cell imaging, the detection of DNA hybridization, photothermal therapy, and protein interaction. This is because they possess highly effective light scattering and absorption during plasmon resonance technique. Figure 5 demonstrates that gold nanoparticles, also known as Au NPs, have the greatest potential of any nanoparticle that is based on a noble metal to act as a transporter for pharmaceuticals. Gold nanoparticles (Au NPs) are easily available in a wide range of sizes, ranging from 1 to 100 nanometers, and morphologies, including spherical, rod-like, cage-like, and others.

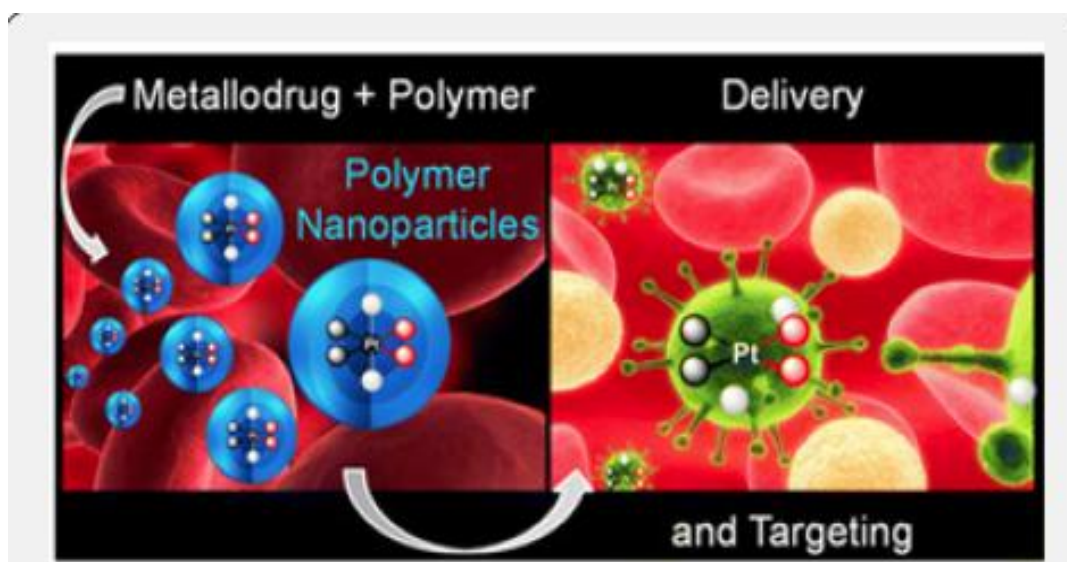


Figure 5: Different uses for Au nanoparticles as carriers

According to the findings of Lippard and colleagues, in the bloodstream and a reduction in the kidneys accumulation (Figure 6). The nanoparticle-controlled medicine release method is particularly noteworthy since it provides anticancer action over a longer period of time and may have fewer unwanted effects. Due to the fact that they possess structures that are one of a kind, metal coordination complexes have the potential to introduce novel activity mechanisms and probable activation mechanisms. These processes may include ligand substitution and redox properties that are centred on metals and ligands.

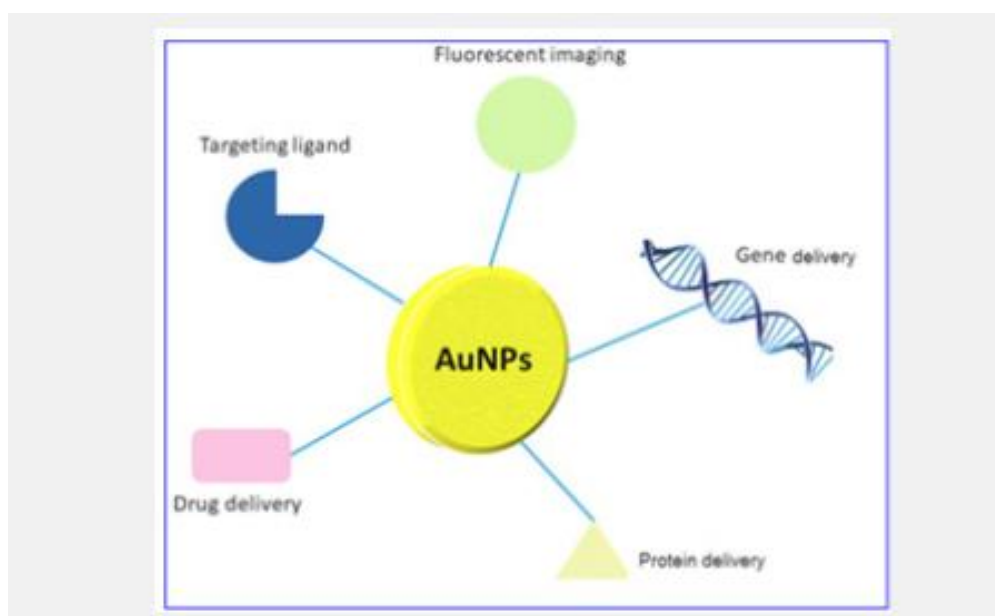


Figure 6: Platinum prodrug mitaplatin encapsulated in block copolymer nanoparticles.

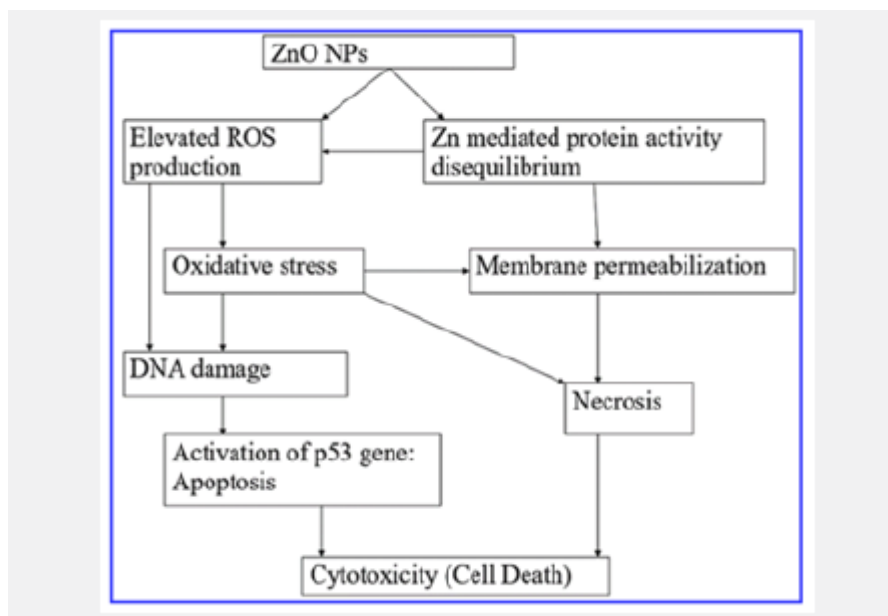


Figure 7: the use of magnetic nanoparticles integrated with PLAG nanoparticles for medical diagnostics and therapy.

For the goal of synthesized. By incorporating magnetic nanoparticles, the anticancer medicine DOX and the imaging agent Fe₂O₃ nanoparticles were mixed with PLGA nanoparticles (Figure 7). This approach was used in order to get the desired results.

According to study, a higher concentration of zinc in cells is related with detrimental outcomes, while a low zinc content in cells is associated with the beginning and progression of cancer. Because of their localise towards cancer cells, which enables them to eliminate cancer cells. As a result, they have the potential to be used as an anticancer therapy (Figure 8). It is possible that a comparative examination of metal pharmacology is required in order to complete the traditional organic drug landscape. This is due to the fact that the activity of many organic treatments is dependent on their interactions with metals. In contrast to organic agents alone, metal complexes exhibit traits that are not seen in organic compounds.

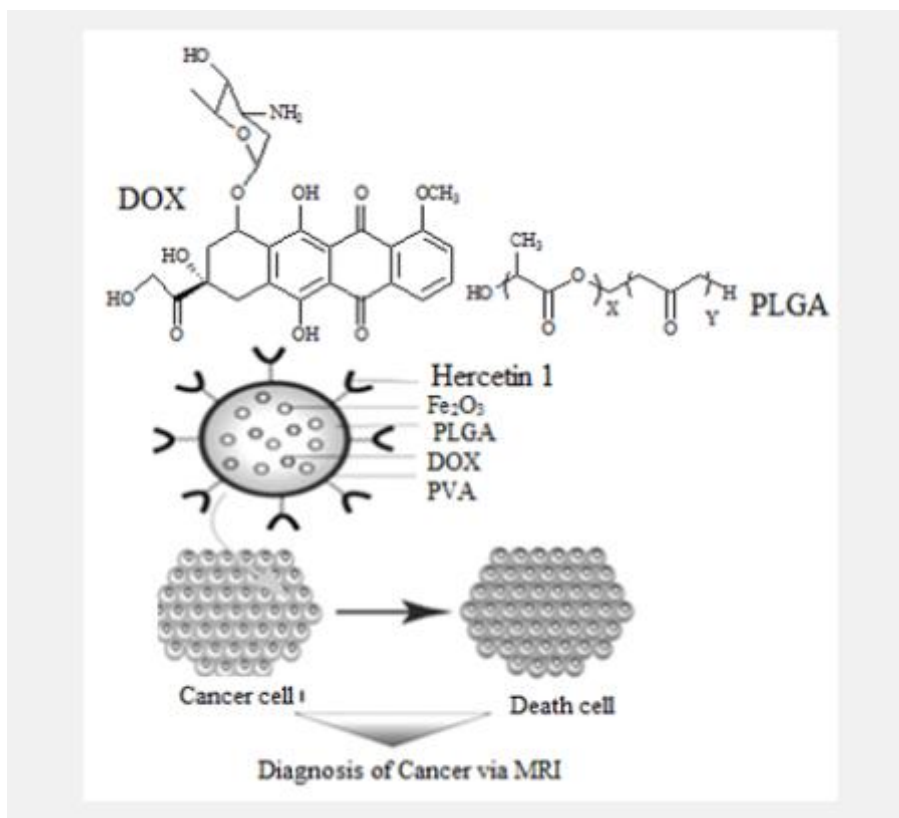


Figure 8: An illustration of ZnO nanoparticles' general cytotoxicity, which results in cell death

7. CONCLUSION

As a result of the unique features that metals possess, which are absent in medicines that are based on carbon, it is possible that new metal-based therapies may continue the positive trend in drug research. Despite the fact that novel therapeutic medicines are to be created with the help of metal complexes that have the potential for medications, this area of research is still mostly undiscovered. The investigation of transition metal complexes and the development of targeting and activation methodologies could result in the creation of new drug generations that address some disadvantages of existing pharmacological treatments. These problems include resistance, a restricted activity range, and the reduction of side effects. To swiftly and effectively address in intricate biological systems, the domain of interdisciplinary and medicinal inorganic chemistry studies associated to metallodrugs should be applied. As a consequence of this, metallodrugs will unquestionably play a significant part in the novel medications development and improve the quality of healthcare that patients get.

References

1. Hariprasath, K., Deepthi, B., Babu, I. S., Venkatesh, P., Sharfudeen, S., & Soumya, V. (2010). Metal complexes in drug research-a review. *J. Chem. Pharm. Res*, 2(4), 496-499.
2. Tripathi, K. (2009). A Review–Can metal ions be incorporated into drugs?. *Asian Journal of Research in Chemistry*, 2(1), 14-18.
3. Ndagi, U., Mhlongo, N., & Soliman, M. E. (2017). Metal complexes in cancer therapy—an update from drug design perspective. *Drug design, development and therapy*, 599-616.
4. Bonaccorso, C., Marzo, T., & La Mendola, D. (2019). Biological applications of thiocarbohydrazones and their metal complexes: A perspective review. *Pharmaceuticals*, 13(1), 4.
5. Divya, K., Pinto, G. M., & Pinto, A. F. (2017). Application of metal complexes of Schiff bases as an antimicrobial drug: a review of recent works. *Int. J. Curr. Pharm. Res*, 9(3), 27-30.
6. Bagchi, A. N. I. N. D. Y. A., Mukherjee, P. R. O. S. E. N. J. I. T., & Raha, A. N. U. S. R. E. E. (2015). A review on transition metal complex-mordern weapon in medicine. *Int. J. Recent Adv. Pharm. Res*, 5, 171-180.
7. Shakdofa, M. M., Shtaiwi, M. H., Morsy, N., & Abdel-rassel, T. (2014). Metal complexes of hydrazones and their biological, analytical and catalytic applications: A review. *Main Group Chemistry*, 13(3), 187-218.
8. Chaudhary, N. K., Guragain, B., Chaudhary, S. K., & Mishra, P. (2021). Schiff base metal complex as a potential therapeutic drug in medical science: A critical review. *Bibechana*, 18(1), 214-230.
9. Ott, I., & Gust, R. (2007). Non platinum metal complexes as anti-cancer drugs. *Archiv der Pharmazie: An International Journal Pharmaceutical and Medicinal Chemistry*, 340(3), 117-126.
10. Hossain, M. S., Zakaria, C. M., & Kudrat-E-Zahan, M. (2018). Metal complexes as potential antimicrobial agent: a review. *American Journal of Heterocyclic Chemistry*, 4(1), 1.
11. Loginova, N. V., Harbatsevich, H. I., Osipovich, N. P., Ksendzova, G. A., Koval'chuk, T. V., & Polozov, G. I. (2020). Metal complexes as promising agents for biomedical applications. *Current Medicinal Chemistry*, 27(31), 5213-5249.

12. Elattar, R. H., El-Malla, S. F., Kamal, A. H., & Mansour, F. R. (2024). Applications of metal complexes in analytical chemistry: A review article. *Coordination Chemistry Reviews*, 501, 215568.
13. Mandal, A., Kushwaha, R., Mandal, A. A., Bajpai, S., Yadav, A. K., & Banerjee, S. (2023). Transition Metal Complexes as Antimalarial Agents: A Review. *ChemMedChem*, 18(19), e202300326.
14. Rafique, S., Idrees, M., Nasim, A., Akbar, H., & Athar, A. (2010). Transition metal complexes as potential therapeutic agents. *Biotechnology and Molecular Biology Reviews*, 5(2), 38-45.
15. Che, C. M., & Siu, F. M. (2010). Metal complexes in medicine with a focus on enzyme inhibition. *Current opinion in chemical biology*, 14(2), 255-261.
16. Dörr, M., & Meggers, E. (2014). Metal complexes as structural templates for targeting proteins. *Current opinion in chemical biology*, 19, 76-81.
17. Farrell, N. (2012). Transition metal complexes as drugs and chemotherapeutic agents (Vol. 11). Springer Science & Business Media.
18. Khan, M., Ali, M., & Juyal, D. (2017). Ciprofloxacin metal complexes and their biological activities: a review. *The Pharma Innovation*, 6(5, Part B), 73.
19. Fonkui, T. Y., Ikhile, M. I., Ndinteh, D. T., & Njobeh, P. B. (2018). Microbial activity of some heterocyclic Schiff bases and metal complexes: A review. *Tropical Journal of Pharmaceutical Research*, 17(12), 2507-2518.
20. Zhang, C. X., & Lippard, S. J. (2003). New metal complexes as potential therapeutics. *Current opinion in chemical biology*, 7(4), 481-489.
21. Sohrabi, M., Saeedi, M., Larijani, B., & Mahdavi, M. (2021). Recent advances in biological activities of rhodium complexes: Their applications in drug discovery research. *European Journal of Medicinal Chemistry*, 216, 113308.
22. Mir, I. A., Ain, Q. U., Qadir, T., Malik, A. Q., Jan, S., Shahverdi, S., & Nabi, S. A. (2023). A review of semicarbazone-derived metal complexes for application in biomedicine and related fields. *Journal of Molecular Structure*, 136216.
23. Ashraf, T., Ali, B., Qayyum, H., Haroone, M. S., & Shabbir, G. (2023). Pharmacological aspects of schiff base metal complexes: A critical review. *Inorganic Chemistry Communications*, 110449.
24. Scarim, C. B., de Farias, R. L., de Godoy Netto, A. V., Chin, C. M., Dos Santos, J. L., & Pavan, F. R. (2021). Recent advances in drug discovery against

- Mycobacterium tuberculosis*: Metal-based complexes. *European Journal of Medicinal Chemistry*, 214, 113166.
25. Kostova, I., & Saso, L. (2013). Advances in research of Schiff-base metal complexes as potent antioxidants. *Current medicinal chemistry*, 20(36), 4609-4632.
26. Szczepaniak, A., & Fichna, J. (2019). Organometallic compounds and metal complexes in current and future treatments of inflammatory bowel disease and colorectal cancer—a critical review. *Biomolecules*, 9(9), 398.
27. Dalia, S. A., Afsan, F., Hossain, M. S., Khan, M. N., Zakaria, C., Zahan, M. E., & Ali, M. (2018). A short review on chemistry of schiff base metal complexes and their catalytic application. *Int. J. Chem. Stud*, 6(3), 2859-2867.
28. Marichev, K. O., Patil, S. A., Patil, S. A., Heras Martinez, H. M., & Bugarin, A. (2022). N-heterocyclic carbene metal complexes as therapeutic agents: a patent review. *Expert opinion on therapeutic patents*, 32(1), 47-61.
29. Tadele, K. T., & Tsega, T. W. (2019). Schiff Bases and their metal complexes as potential anticancer candidates: A review of recent works. *Anti-Cancer Agents in Medicinal Chemistry (Formerly Current Medicinal Chemistry-Anti-Cancer Agents)*, 19(15), 1786-1795.
30. Gourdon, L., Cariou, K., & Gasser, G. (2022). Phototherapeutic anticancer strategies with first-row transition metal complexes: a critical review. *Chemical Society Reviews*, 51(3), 1167-1195.